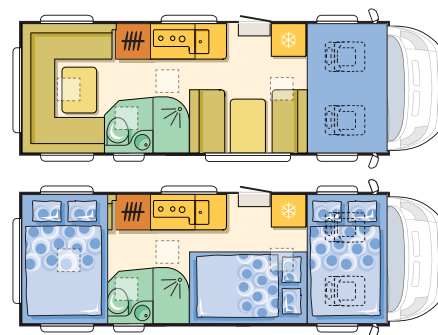
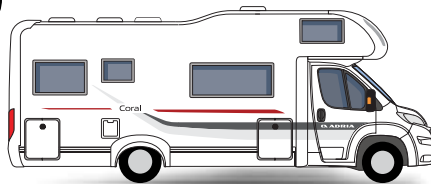


Coral Motorhome


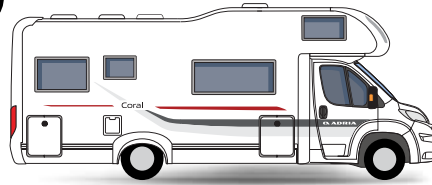
A 660 DU



Vehicle	
Fiat Ducato	✓
6 Speed automatic gearbox	✓
2.3 Litre Multijet II Power, 4 cylinder engine	✓
Maximum power 130kW / 180hp	✓
Maximum torque 400Nm	✓
Dimensions & Weights	
Body length (mm)	7379 (24'6")
Total width (mm)	2375 (7'10")
Total height (mm)	3130 (10'3")
Internal height (mm)	2090 (6'10") / 2290 (7'6")
Tare weight (kg)	3500
GVM weight (kg)	4400
Payload (kg)	900
Seat belted positions	6
Sleeping positions	6
Chassis Equipment	
Antilock Braking System (ABS)	✓
Electronic Brakeforce Distribution (EBD)	✓
Electronic Stability Control (ESC) with AntiSlip Regulation (ASR)	✓
Tyre pressure monitoring system	✓
Cruise control with speed limiter	✓
Air suspension (rear)	✓
Fuel tank (diesel)	90 litres
16" wheels	225/75R 16CP
Drivers Cabin	
Leather steering wheel and gear box knob, stylish instrument cluster with trip computer	✓
Front seats Captain chair with double armrest upholstered in Adria textile	✓
Cabin seats adjustable in height and deepness	✓
Air conditioned driving cabin	✓
Driver and codriver airbags	✓
Electric, tinted cabin windows	✓
Side cabin windows obscuration with retractable binds	✓
Central locking including motorhome entry door	✓
Exterior	
Side wall and bodywork of polyester white	✓
Side wall skirtings in aluminium	✓
Luggage door x2, driver and passenger sides (light dimensions, cm)	74 x 80
Entrance door with window, mosquito net, dustbin, central locking, width 500mm	✓
Tinted windows with integrated privacy blinds and flyscreens with decorative curtains included	✓
Roof light 40x40cm in living space, bedroom & ensuite	✓
Cassette awning, wind-out style	4.5 x 2.5m
Electric entrance step	✓

Coral Motorhome

A 660 DU



Interior	
Rear dinette/bed (L x W, cm)	210 x 157/137
Luton bed (L x W, cm)	210 x 140
Front dinette/bed (L x W, cm)	195 x 135
Child restraint anchors	2
Fold-up luton bed with slatted frame to area above driving cabin	✓
Grab handle at entrance with LED lights	✓
Two-toned upholstery including matching driving cabin seats	✓
Head supports to front café style dinette	✓
Kitchen	
3-flame gas stove with electric ignition, glass cover and stainless steel sink	✓
Fridge/Freezer 12v,240v,gas MES	190 litres
Oven and grill combination, electric ignition	✓
Microwave	25 litre (900W)
Bathroom	
Vanity cabinet with hand basin and flickmixer	✓
Separate shower cabin with solid door	✓
ABS shower compartment linings & shower tray with separate shower flickmixer	✓
Swivel cassette toilet with electric flush	17.5 litres
Plumbing	
Gas/Electric hot water system	14 litres
Fresh water tank with external inlet	150 litres
Grey water tank	80 litres
Pressurised town water connection	✓
Electrical	
House battery, 1x 100Ah deep cycle, fully sealed	✓
Battery charger, 25 Amp	✓
LED lights throughout	✓
240V double power points throughout	✓
External power socket with 12V, USB and TV aerial connection	✓
1kg Dry chem powder fire extinguisher & smoke alarm	✓
Heating/Cooling	
Air conditioner, reverse cycle 2.4kW to roof	✓
Gas Equipment	
Gas cylinders	2x 4.5kg
External BBQ gas bayonet point	✓
Audio/Video	
19" HD LED TV/DVD (mounted in living area)	✓
Winegard Sensar antenna	✓
Stereo with AM/FM/MP3/USB/SD	✓
Speakers internal x2	✓
Preinstallation for reverse driving camera	✓